



**WASHINGTON  
YOUTH SOCCER**



## SafeSport for 18+ players

Customer Support  
888.213.3999 or 800.808.7195  
Monday-Friday: 8:30 AM - 5:00 PM PST  
Saturday: 7:00 AM - 3:00 PM PST  
Sunday: Closed  
\* Hours subject to change

# Why is my 18-year-old player being required to complete SafeSport?

The SafeSport Act of 2017 is a [Federal Law S.534 — 115th Congress \(2017-2018\)](#)

Due to federal law S.534 The Center for SafeSport was given authority over National Governing Bodies (NGB) to safeguard amateur athletes against abuse. Washington Youth Soccer (WYS) is a organizational member of the NGB US Soccer. As an organizational member WYS is required to follow and enforce the mandated [US Soccer policy 212](#).

*\* This is a sample of information if you would like to learn more, please click on the hyper links or contact WYS*

## Know before you go:

- The full SafeSport training course is available for free if you follow the links provided
- The SafeSport full training can be taken prior to turning 18 with parental consent
- There is no grace period, once they turn 18, they must complete the training before they will be allowed to participate in any WYS sanctioned event and/or activates

Questions? Contact WYS Dan Rubin [danr@washingtoneyouthsoccer.org](mailto:danr@washingtoneyouthsoccer.org) or  
Keli Bitow [kelib@washingtoneyouthsoccer.org](mailto:kelib@washingtoneyouthsoccer.org)

# SafeSport Course: [LINK](#)

\*if you do not use this link, you will be requested to pay \$20 to complete the SafeSport Course

When registering: The players First, Last Name, Date of Birth must be an EXACT match to the WYS Club registration otherwise the training course certificate will not synchronize between the 2 platforms.

The image displays two screenshots of the SafeSport registration process. The left screenshot shows the 'Sign Up' form with the following fields: First Name (Kaleb), Middle Name, Last Name, Email (@gmail.com), Password, and Re-enter Password. A callout box on the left states: 'Make sure First Name, Last Name and Email Address are exact match to the WA State "My Account"'. The right screenshot shows the continuation of the form with: Language (English), Organization Member ID (empty), Date of Birth (08/01/2004), Role (Athlete), and Name of Sport or Community Organization (WA Soccer). A callout box on the right states: 'From the drop down Role choose Athlete'. Another callout box points to the 'WA Soccer' field: 'Please type in WA Soccer'. A final callout box points to the 'Sign Up' button: 'Click Sign Up'. A 'Return To My Dashboard' link is visible at the bottom of the right screenshot.

Questions? Contact WYS Dan Rubin [danr@washingtoneyouthsoccer.org](mailto:danr@washingtoneyouthsoccer.org) or Keli Bitow [kelib@washingtoneyouthsoccer.org](mailto:kelib@washingtoneyouthsoccer.org)

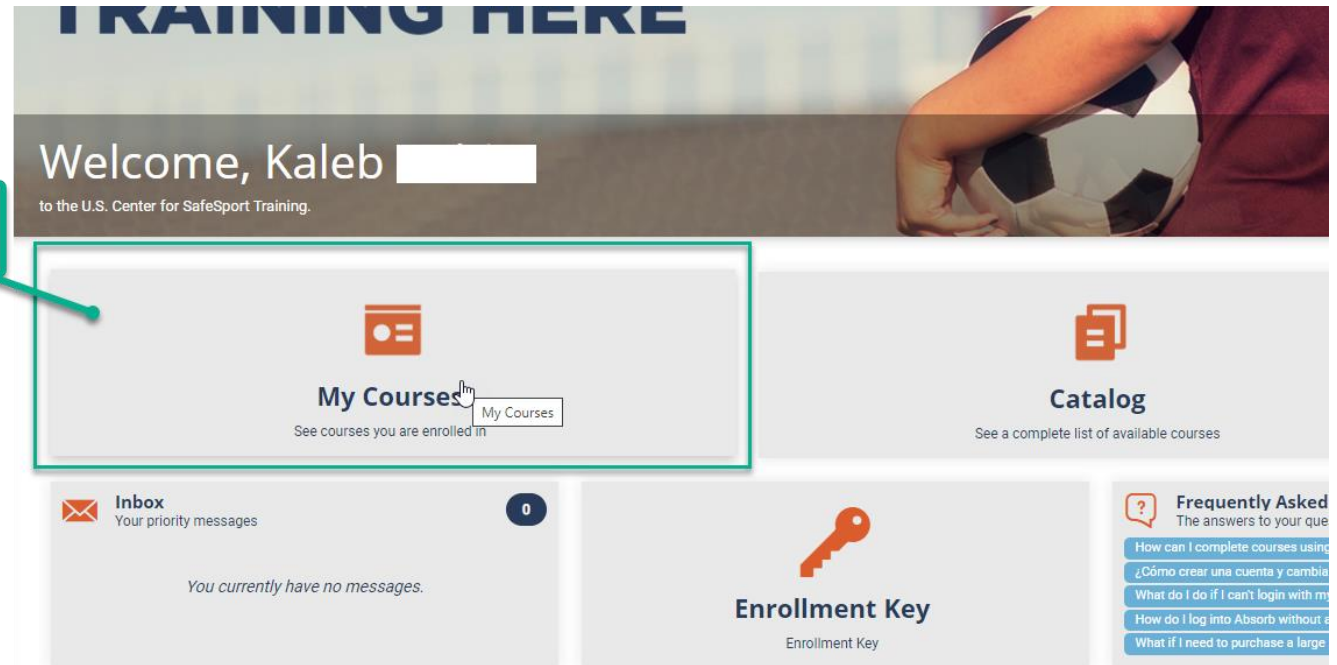
- Write down your password just in case you cannot complete the full 90 min SafeSport course at once. The course will save your progress.

right, in its sole discretion, to modify and/or make in the LMS or API. Modifications will become effective

Click "I Agree" to the ELA

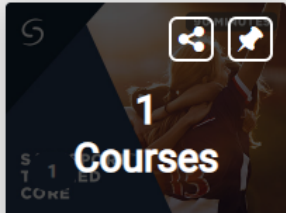



Click My Courses



Questions? Contact WYS Dan Rubin [danr@washingtoneyouthsoccer.org](mailto:danr@washingtoneyouthsoccer.org) or Keli Bitow [kelib@washingtoneyouthsoccer.org](mailto:kelib@washingtoneyouthsoccer.org)

## MY COURSES



SafeSport Trained - U.S. Soccer Federation Curriculum

Start

Click the Start Button

- Make sure you take SafeSport Trained – U.S. Soccer Federation course
- If course video will not start check your pop-up blockers and cookies to allow SafeSport.

## CORE

SafeSport™ Trained Core

Time to Allot: 90 minutes

Required for most U.S. Olympic and Paralympic Movement Adult Participants, this course provides a broad underst

## Course Content

Click play to start the course.



Group 1

You must complete 1 of the following course(s).

# Yea!! You finished the course

- Course Certificate will populate into the players account with in 24 hours.
- The parent can also log back in WA State “My Account” and go to the players account and click “Get SafeSport Updates” to expedite the synchronization between the 2 platforms

The screenshot shows a user account interface with two main sections: 'Tes Demo' and 'Kid Demo'. Each section has 'View Payments' and 'Print Documents' buttons. A callout box points to the 'Kid Demo' section with the text: 'Click the players account so there is blue frame.' Below this is a navigation bar with tabs: 'Personal Info', 'Applications', 'Details', 'Certificates', 'Teams', 'Events', and 'Referee Schedule'. A callout box points to the 'Certificates' tab with the text: 'Click the Certificates tab'. Below the navigation bar is a 'Get SafeSport Updates' button with a callout box pointing to it that says 'Click here'. Below this is a 'Certificates' section with two items: 'Birth Certificate' and 'SafeSport Certificate (Players 18 or Older Only)'. The 'SafeSport Certificate' item has a 'Results' callout box pointing to a 'Verified' status icon. Below each certificate item are upload, verify, and expiration dates.

Thank you for making Washington Youth Soccer a Safe and Fun place for all involved

Questions? Contact WYS Dan Rubin [danr@washingtoneyouthsoccer.org](mailto:danr@washingtoneyouthsoccer.org) or Keli Bitow [kelib@washingtoneyouthsoccer.org](mailto:kelib@washingtoneyouthsoccer.org)